



Board of Education Proposed Budget Fiscal Year 2026-2027



Fairfield Public Schools

Presented to
Board of Finance
on March 12, 2026

FPS TEAMWORK

Board Members

Jennifer Maxon-Kennelly Board Chair
Nick Aysseh Board Vice-Chair
Kathryn Anne Flynn Board Secretary
Jacquelyn Bardenwerper Board Member
Jennifer Jacobsen Board Member
David Krasnoff Board Member
Jason Li Board Member
Kristin O'Neill Board Member
Tracey Rinaldi Board Member

Administration & Executive Directors

Michael J. Testani Superintendent of Schools

Dr. Zakia Parrish Deputy Superintendent
Dr. James Zavodjancik Chief Academic Officer
Janine Goss Executive Director of PK-12 Literacy
Frank Magneri Chief Financial Officer
Terri Deveny Interim Chief Financial Officer
Kanicka Ingram Executive Director of Human Resources, Title IX Coordinator
Robert Mancusi Executive Director of Special Education and Student Services
Angelus Papageorge Executive Director of Operations

Directors

Rachael Chappa Director of Communications
Marco Taddei Director of Information Technology



OUR MISSION IN ACTION: BUILDING FUTURES TOGETHER

Partnership

Community

Lifelong Learners

Success



The mission of the Fairfield Public Schools, in partnership with families and community, is to ensure that every student acquires the knowledge and skills needed to be a lifelong learner, responsible citizen, and successful participant in an ever -changing global society through a comprehensive educational program.

Strategic Investment in
Student Success &
Infrastructure

BUDGET BUILDING BLOCKS





BUDGET OVERVIEW: ALIGNING RESOURCES WITH OUR MISSION



"The proposed budget is more than just numbers; it is a commitment to our students' futures. Our primary objective is to maintain the high -quality curriculum and instructional resources that define Fairfield's reputation for academic excellence"

9,000 Students

1,021 Active Certified Teachers

17 Schools

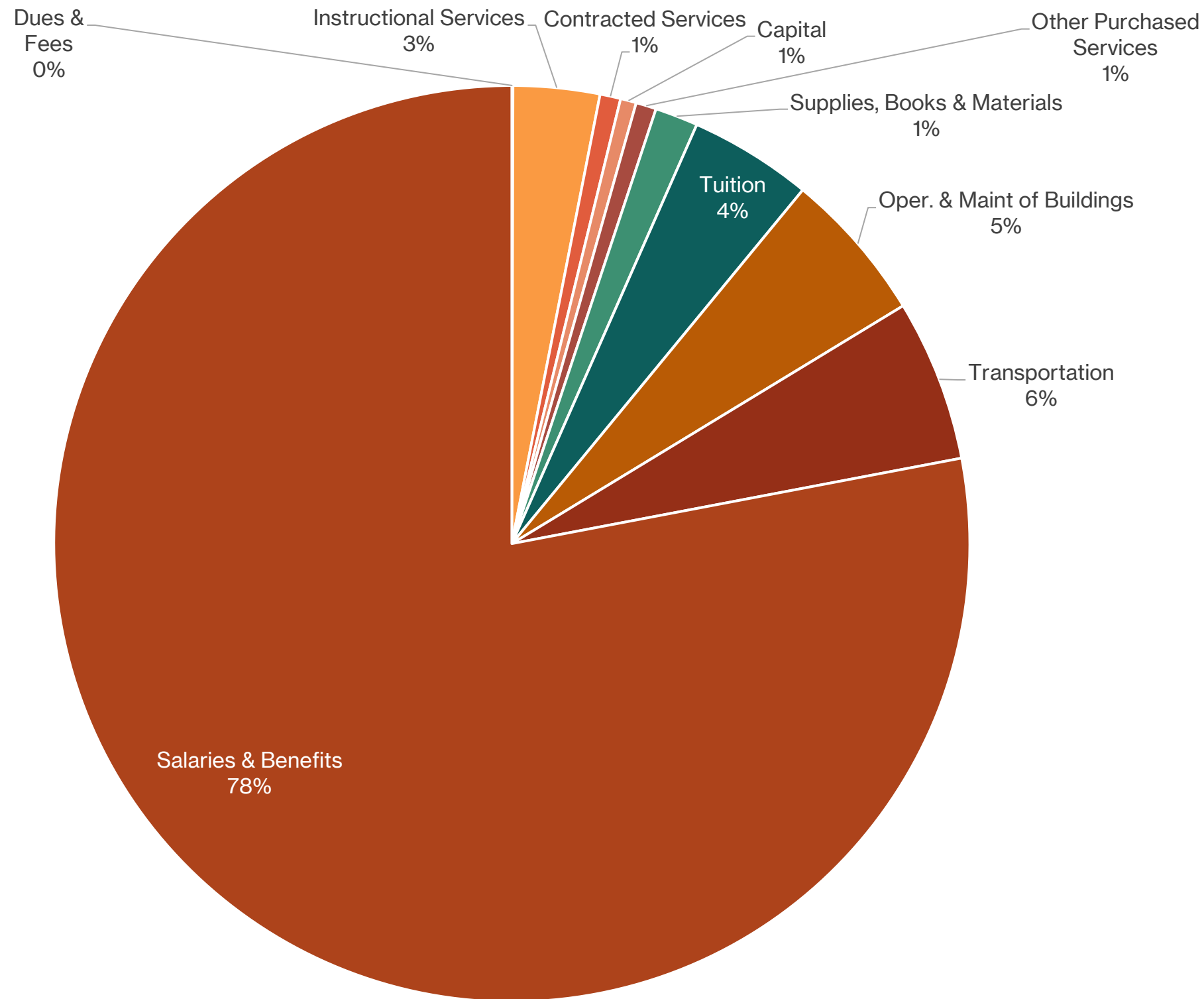
53 New Certified Teachers Hired This Year



MAINTAINING A BALANCE BETWEEN GROWTH AND EFFICIENCY

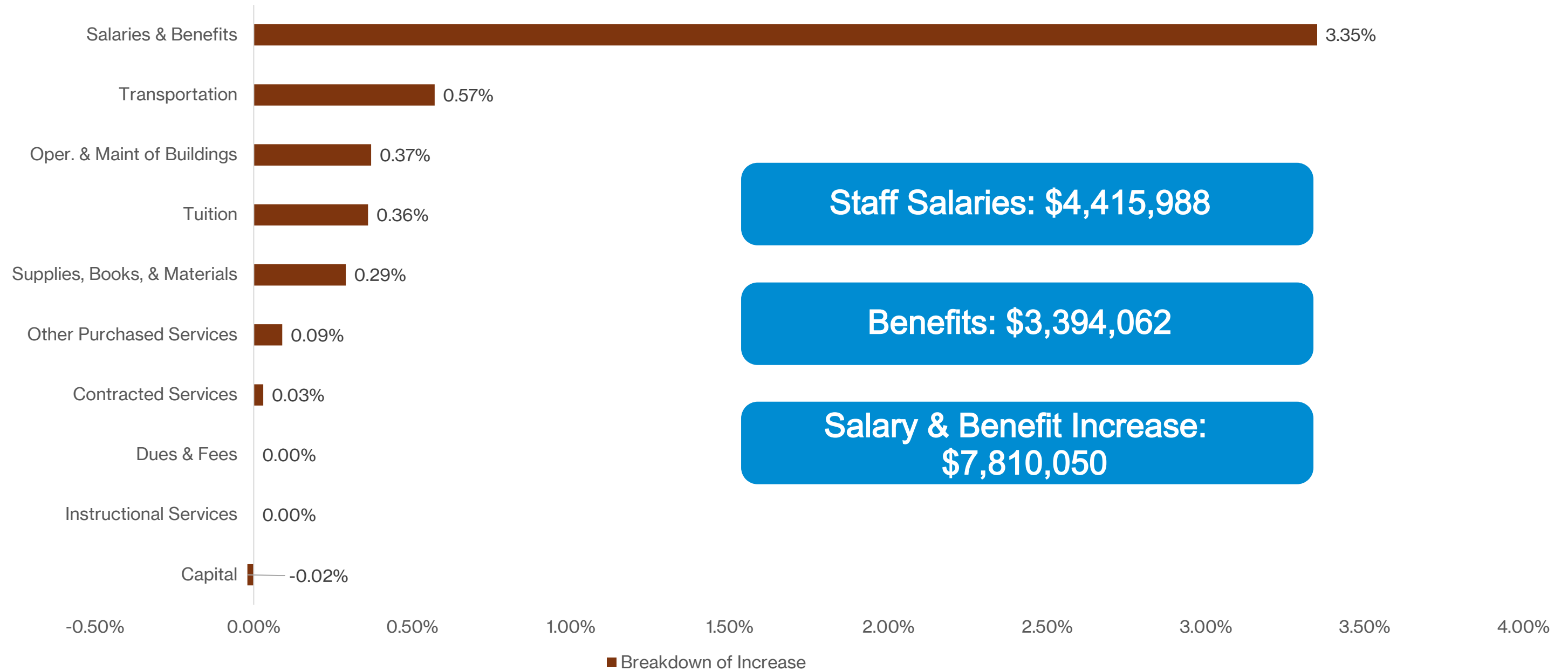


DISTRICT SPENDING



INCREASE IN CONTEXT

Breakdown of Increase





Critical Investments

Continued Investment in Retention & Recruitment of Teachers: Competitive Compensation to attract and retain high-quality teachers, supported by teacher contracts.




Infrastructure Upgrades: Enhance the physical safety and security protocols of all school building to provide a secure learning environment.



Curriculum Enhancements: Purchase new instructional resources for math, social studies, and language arts.

Academic Excellence: Maintain a high-quality, research-based curriculum supported by rich instructional resources.





Mandates & Service Needs

Special Education: Higher tuition and the need for specialized programs and support increase essential costs tied to compliance and student success.




Transportation: The increase in the FY27 budget is driven by contractual rate adjustments under the existing transportation agreement.



Health Insurance: The State Partnership plans estimates premiums to increase by about 14%.

Minimum Wage Increases: Higher minimum wage increases continue to create wage compression issues and increased costs.



Efficiencies

Transportation:

To offset contractual transportation increases, the District will streamline dismissal times and bus routes.



Operational Integrity:

Prioritize the maintenance and modernization of our facilities to prevent long-term deferred maintenance costs and ensure building longevity.




Utilities:

Energy efficiency improvements and reduced utility expenses through the Cenergistic contract.

Technology:

Transitioning to new more economical interactive boards. Consistent upkeep of hardware to help avoid large one-time expenses.



SUPERINTENDENT REDUCTIONS



Cost Center	\$ Reduction
Salary & Benefits (-10.90 FTEs)	(\$1,332,821)
Instructional Division	(\$427,100)
Information Technology	(\$405,821)
Pupil Personnel Services	(\$380,783)
Transportation	(\$330,000)
Maintenance	(\$234,087)
Electricity	(\$129,139)
Total Reductions to Original Proposed	(\$3,239,751)

BOARD OF EDUCATION REDUCTIONS



Cost Center	\$ Reduction
Salary & Benefits	(\$163,742)
Contracted Services	(\$23,550)
Transportation	(\$648,011)
Other Purchased Services	(\$145,000)
Total Reductions to Original Proposed	(\$980,303)

FIRST SELECT PERSON REDUCTIONS



IDENTIFIED COST REDUCTIONS

Cost Center	\$ Reduction
Benefits (Pension)	(\$487,314)
Benefits (Health Insurance)	(\$491,691)
Technology (Chromebooks)	(\$176,759)
Total Reductions	(\$1,155,764)

UNIDENTIFIED COST REDUCTIONS

Cost Center	\$ Reduction
Unidentified	(\$844,236)
Restoration Request	(\$844,236)

Serving Our Students In-District

OUTPLACED / IN DISTRICT COST COMPARISON (In 000's) ^

Specialized Program	Students	SpEd Teachers	Social Wrkrs/ Psych	Ed Trainers	Paras	Avg. Outplacement \$138,054.00	Est. In-District Cost \$53,546.00	Cost Avoidance \$84,508.00
CLC-ECC Warde/Stratfield	20	2	0	5	5	\$2.76	\$1.19	\$1.57
CLC-Burr	18	2	0	1	9	\$2.48	\$1.11	\$1.37
CLC-Mill Hill	13	2	0	5	4	\$1.79	\$1.04	\$0.75
CLC-Fairfield Warde H.S.	17	2	0	3	8	\$2.35	\$1.19	\$1.16
CLC-Fairfield Ludlowe H.S.	14	2	0	3	8	\$1.93	\$1.15	\$0.78
CLC-Fairfield Woods M.S.	9	1	0	1	5	\$1.24	\$0.63	\$0.61
CLC-Jennings	15	3	0	2	9	\$2.07	\$1.28	\$0.79
CLC-Roger Ludlowe M.S.	9	1	0	1	4	\$1.24	\$0.56	\$0.68
CLC-Tomlinson	10	1	0	1	6	\$1.38	\$0.70	\$0.68
CLC-Osborn Hill	16	2	0	1	10	\$2.20	\$1.15	\$1.05
TLC-Riverfield	9	1	1	1	2	\$1.24	\$0.57	\$0.67
TRS-Tomlinson	6	1	1	0	1	\$0.83	\$0.38	\$0.45
IMPACT-Fairfield Ludlowe H.S.	18	1	2	0	0	\$2.48	\$0.40	\$2.08
IMPACT-Fairfield Warde H.S. **	18	1	2	0	0	\$2.48	\$0.40	\$2.08
IMPACT-Water Fitzgerald Campus	10	1	1	1	0	\$1.38	\$0.34	\$1.04
CPP Community Partnership	28	2	1	0	14	\$3.86	\$1.41	\$2.45
Literacy Academy- McKinley	21	3	0	0	4	\$2.90	\$0.73	\$2.17
Literacy Academy-Middle Schools	20	1	0	0	0	\$2.76	\$0.22	\$2.54
	271	29	8	25	89	\$37.37	\$14.45	\$22.92

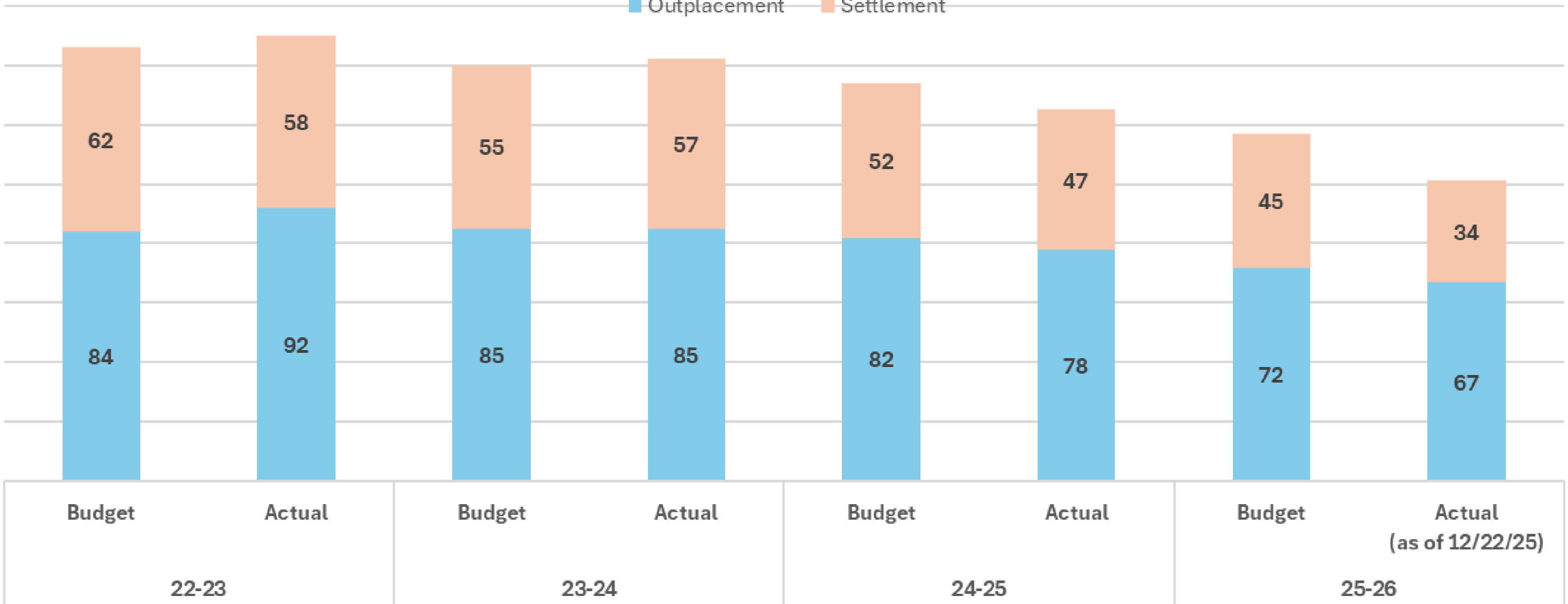
^ ENROLLMENT NUMBERS AS OF 12/22/2025

Cost Avoidance of > \$22m



STUDENT COUNTS (OUTPLACEMENTS & SETTLEMENTS)

■ Outplacement ■ Settlement



BUILDING STRONG FOUNDATIONS: THE SUCCESS OF ECC



2024-25 School Year

ECC Location	Sections	Enrollment
ECC Warde	AM: 3 PM: 3 Full Day: 2	153
ECC Stratfield	AM: 2 PM: 2 Full Day: 2	88
ECC Holland Hill	Full Day: 2	33
Itinerant Students		43
Total		317

TRANSPORTATION: SMART AND SUSTAINABLE CHOICES



- Overall transportation costs are increasing 11% compared to the prior year adopted budget.
- This increase is largely driven by **contractual rate adjustments of 18.5%** under the existing transportation agreement.
- The district continues to monitor ridership and route efficiency to manage costs while maintaining reliable service.



CREATING AND CARING FOR SAFE LEARNING ENVIRONMENTS



The budget includes various upgrades where needed:


- Upgrade and modernize district security systems
- Expand camera coverage and system integration
- Update software to improve monitoring and response
- Replace deteriorating exterior steps to improve safety and accessibility
- Install ADA -compliant railings and walking surfaces
- Replace worn cafeteria flooring
- Eliminate tripping hazards and improve daily safety



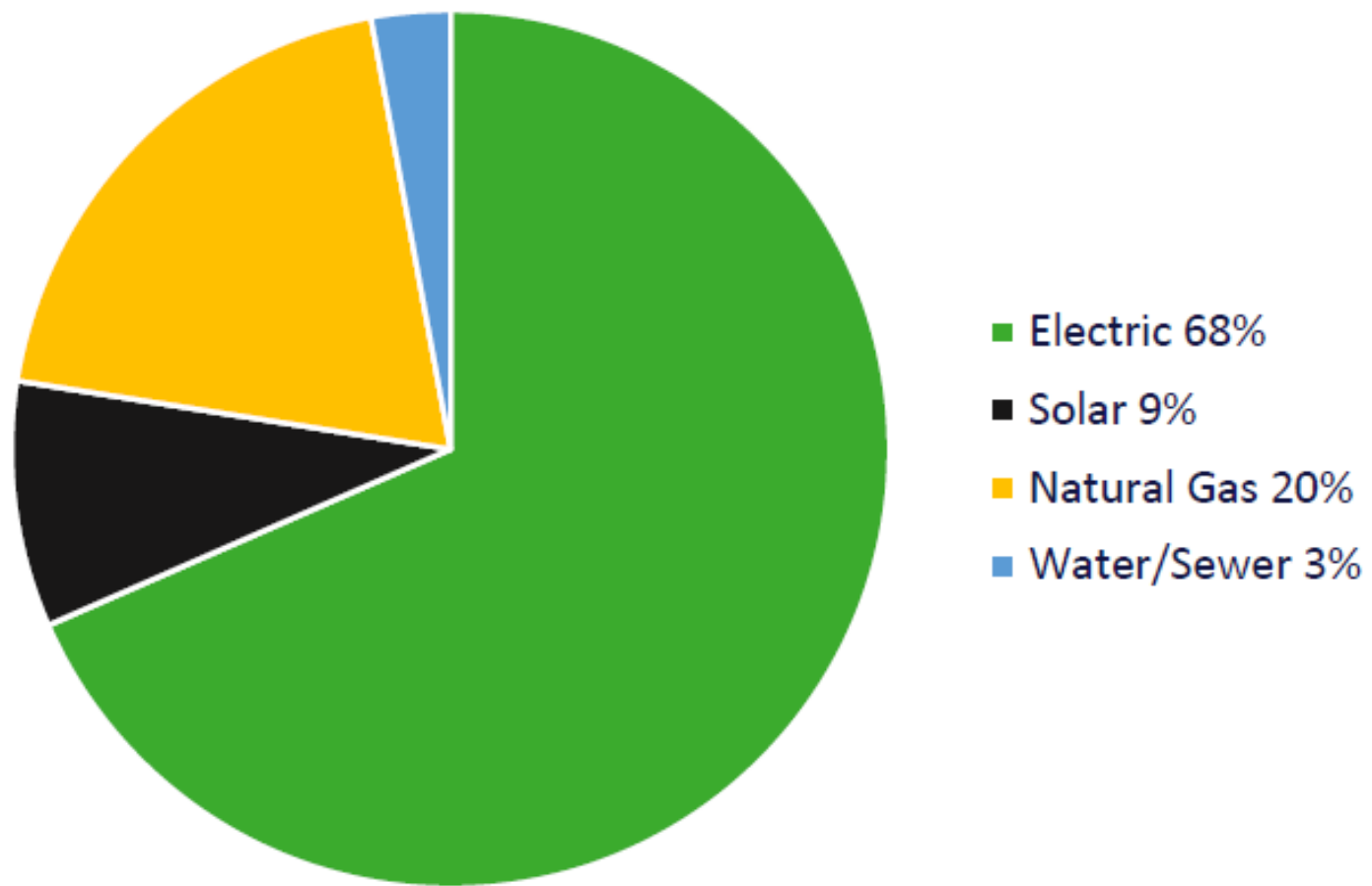
ENERGY SAVINGS THAT MATTER

The Cenergistic energy conservation program assists in minimizing the impact that utility cost increases have on the budget

Electricity	\$ 0.152 per kWh (Base Year) \$ 0.228 (24-25) 49.7% increase
Heating Oil	\$ 0.902 per gallon (Base Year) \$ 0.963 (24-25) 6.74% increase
Water	\$ 5.274 per gallon (Base Year) \$ 4.914 (24-25) -6.82% increase



ENERGY SAVINGS THAT MATTER



\$3,973,543

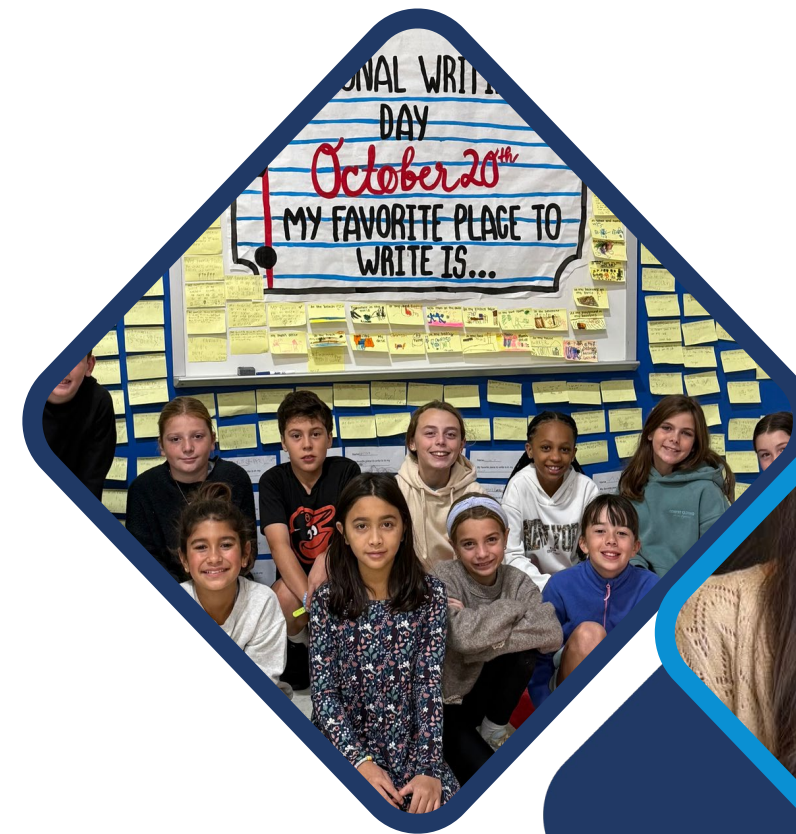
12-Month Cost

The expected 12-month costs would have been **\$4,884,565** without the program.



TURNING INVESTMENTS INTO OUTCOMES

- 119 AP scholars
- 169 AP scholars of distinction
- 79 AP scholars with honors
- 89% of students earned a 3 or greater on AP exams
- 272 students earned the seal of biliteracy last year
- 5 National Merit Semi-Finalists and/or finalists
- 94.8% of students participating in post-secondary education
- 2025 graduates accepted to 227 colleges/universities
- 7 Schools of Distinction



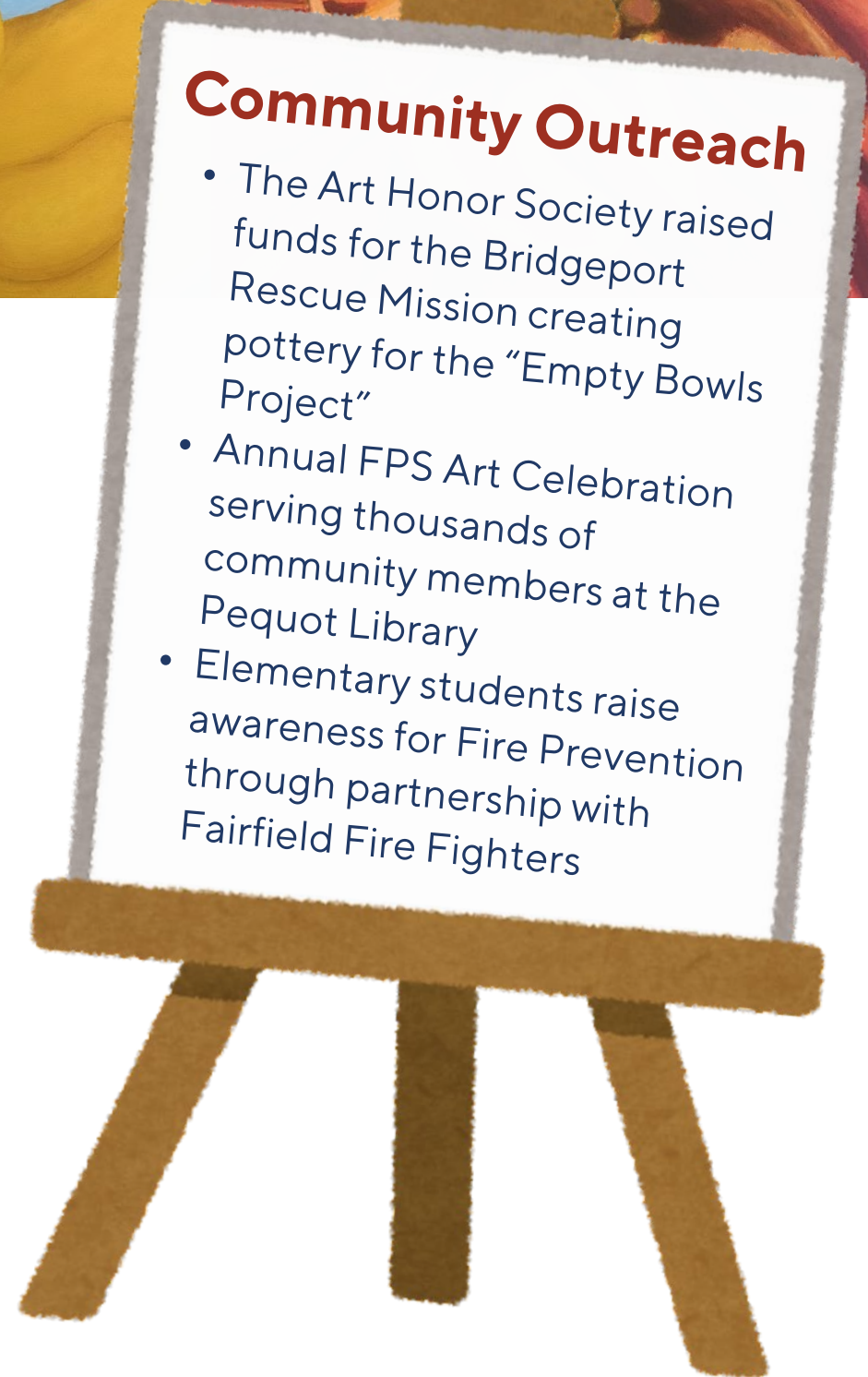
Connecting Community Through Art



13
Connecticut
Scholastic Art
Award Winners

3
Students Selected
for Congressional Art
Competition at
MOCA Westport
(District 4)

16
Student
Artworks
Selected for
Competitions/
Exhibitions



Community Outreach

- The Art Honor Society raised funds for the Bridgeport Rescue Mission creating pottery for the "Empty Bowls Project"
- Annual FPS Art Celebration serving thousands of community members at the Pequot Library
- Elementary students raise awareness for Fire Prevention through partnership with Fairfield Fire Fighters

Grants

- Tomlinson Middle School won a Paley grant for a mosaic project
- CTDE State grant for Portrait of Giving Project/Partner

Art Student Trips

Yale Art Museum, Bronx Zoo/Arthur Ave, Botanical Gardens, Hogpen Hill Sculpture Park, Weir Farm

Professional Development

Trip for all art teachers to the Museum of Modern Art in NYC

Advanced Photography

Accredited as a Sacred Heart University ECE Course CM2223 earning credit in the School of Communication



Annual Veterans Day Concerts

Recognizing local service members

Fairfield's Annual Memorial Day Parade

Participation by all middle and high school band students

Theater Productions

Students showcase talent in musical and drama performances throughout the year

Town-wide Music Festival

Uniting musicians from every school in the district to perform in a combined concert

Named "Best Communities for Music Education"

Top 5% of music education programs in the country

Original Composition

Elementary orchestra original published commission and workshop with composer Chris Bernotas

Community Connection

Elementary and middle school students performed locally at Sturges Ridge, Shop & Stroll, and Tree the Lighting

83 High School Students

Selected for Western Regional Festival

31 Middle School Students

Selected for Western Regional Festival

Choral Clinic

Grade 4 through 7 enjoy a choral clinic with local musician Tim Warren and the Alternate Routes



FAIRFIELD ATHLETES IN ACTION

140 Teams & 1,703 Athletic Events

239 Coaches

52 class of
2025 students
committed to
play in college

169 → 3 Sport
Athletes

473 → 2 Sport
Athletes

932 → Single
Sport Athletes

1,575 Student
Athletes

59 Percent of High
School Students
Participate in
Athletics



**2026-2027
PROPOSED
BUDGET INCREASE (ASSUMING
PARTIAL RESTORATION)
5.04%**

**For a total of:
\$244,788,764**

Assumes restoration of \$844,236





CONCLUSION & NEXT STEPS

Our budget cornerstones reflect a strategic approach to supporting student success.

By investing in academic excellence, our staff, school safety, and facility maintenance, we align today's resources with long-term stability and sustainability.

➤ **Board of Finance**
March

➤ **RTM**
April/May

**THANK
YOU**

