

Upcoming Meeting Dates

6/4/2019 Policy Committee Agenda

5/29/2019 Superintendent Memo to BoF



Upcoming Board of Education Meeting Dates **2019**

June 4 CANCELED	9:00 AM	Finance & Budget Committee 501 Kings Hwy East Superintendent's Conference Room
June 4	5:00 PM	Policy Committee Meeting 501 Kings Hwy East Superintendent's Conference Room
June 11	7:30 PM	Regular Meeting Central Office Board Room 501 Kings Highway East
June 18	5:00 PM	Policy Committee Meeting 501 Kings Hwy East Superintendent's Conference Room
June 25	7:30 PM	Regular Meeting Central Office Board Room 501 Kings Highway East

BOARD OF EDUCATION
FAIRFIELD PUBLIC SCHOOLS
FAIRFIELD, CT

Policy Committee Meeting
Tuesday, June 4, 2019
5:00 PM
501 Kings Highway East
Superintendent's Conference Room

Agenda

- I. Call to Order
- II. Approval of April 23, 2019, April 30, 2019 and May 14, 2019 minutes
- III. Policy
 - a. Homework
- IV. Future Items
 - a. Board of Education Handbook
 - b. School Calendar
 - c. Students with Special Health Care Needs
 - d. Parent Organizations and Booster Clubs
- V. Open Discussion/Public Comment
- VI. Adjournment

Future Meetings: June 18, August 26, September 3, September 17, October 1, October 15,
November 26, December 3

All meetings will be held at 501 Kings Highway East, Superintendent's Conference Room unless
otherwise noted.



Toni Jones, Ed. D.
Superintendent of Schools

S u p e r i n t e n d e n t M e m o r a n d u m

To: BOF Chairman, Mr. Tom Flynn
From: Dr. Toni Jones
Date: May 29, 2019
Re: Mill Hill Project – Additional Information

Please see the enclosed information for your review:

1. Enrollment projection and elementary utilization slides which FPS will review with the BOF on June 4th, 2019.
2. May 29, 2019 Superintendent memo to the RTM, which includes a May 24, 2019 Superintendent update to Mill Hill families.
3. District Projection (*page 10 of 10-year MM Projections*)
4. Building Utilization Chart
5. School Building Information from Budget Book (*page 167*)

Enclosures

TJ:mb

Fairfield Public Schools



Enrollment Projections and Elementary Utilization


Mill Hill Project


Board of Finance Meeting


June 4, 2019


Building Utilization Updates

1. Enrollment Projections through 2027-2028
2. Building Utilization- PK-12+ (ECC, WFC, CPP, PK-12)

 72%+

 80%+

 85%+

 95%+

Elementary utilization is aimed at 90% capacity (Head Room)

BoE has been in a two year discussion and planning for PK-12 facilities adjustment

Preschool needed a solution first due to overcrowding at ECC (2018-2019 work)

Rapidly Outgrown ECC School Site

09-10	10-11	11-12	12-13	13-14	14-15	15-16	16-17	17-18	18-19	19-20
75 students	71	133	141	121	115	131	145	161	165 *still growing	172 *pre-enrolled

Preschool is required by federal law

Current ECC site was built for 84 students

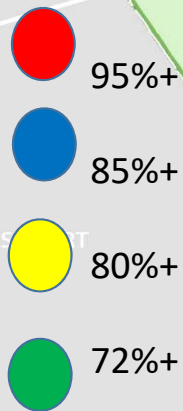
BOE Must Considered Preschool in any Facilities Planning

Why is this important?

- PK is being relocated into the elementary schools to resolve their overcrowding at the ECC Warde site (virtually a small elementary of 172 children and growing)
- Warde High School capacity is for 1,400 students
- Warde High School is currently 1,479 students enrolled ***Over Capacity**
- Warde can reclaim space when ECC is located at the elementary

2019-2020 Elementary PROJECTED BUILDING UTILIZATION

*After PK Moves to
Stratfield 2019-2020



Fairfield Public Schools
Enrollment and Facilities Planning

Existing Districts

	Burr		North Stratfield
	Dwight		Osborn Hill
	Holland Hill		Riverfield
	Jennings		Sherman
	McKinley		Stratfield
	Mill Hill		

For general planning purposes only. Delineations may not be exact.

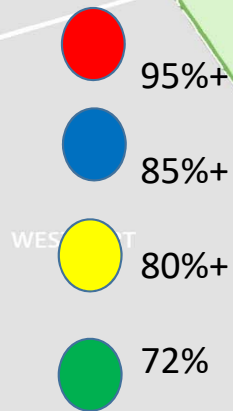
Data Source: Fairfield Public Schools,
Streetsmap USA

MILONE & MACBROOM

BoE Timeline

2019-2020	2020-2021	2021-2022
ECC Warde	ECC Holland Hill PK Established	ECC Holland Hill
North Stratfield Preparation in Summer of 2020	North Stratfield PK Established	ECC North Stratfield
Stratfield PK (Begins Year 3) *Burr PK moves to Stratfield	Stratfield PK (TBD)	

2020-2021 Elementary PROJECTED BUILDING UTILIZATION



Fairfield Public Schools
Enrollment and Facilities Planning

Existing Districts

	Burr		North Stratfield
	Dwight		Osborn Hill
	Holland Hill		Riverfield
	Jennings		Sherman
	McKinley		Stratfield
	Mill Hill		

For general planning purposes only. Delineations may not be exact.

Data Source: Fairfield Public Schools, Streetsmap USA

MILONE & MACBROOM

Elementary School Projections

K-5 Enrollment Projections, by School

School	2018-19	2019-20	2020-21	2021-22	2022-23	2023-24	2024-25	2025-26	2026-27	2027-28
Burr	378	367	364	364	355	357	358	359	369	369
Dwight	333	337	326	311	309	321	311	312	328	351
Holland Hill	375	385	388	384	397	403	407	402	400	404
Jennings	297	297	288	289	291	300	303	297	299	304
McKinley	432	424	415	420	395	408	408	410	416	418
Mill Hill	341	347	361	367	366	368	374	384	382	382
North Stratfield	379	374	373	386	389	384	391	390	390	392
Osborn Hill	401	381	370	376	378	372	379	384	396	399
Riverfield	417	420	426	441	455	455	461	461	469	462
Roger Sherman	469	471	486	473	453	465	469	465	471	482
Stratfield	397	382	378	379	375	376	388	399	404	415
Total	4,219	4,185	4,175	4,190	4,163	4,209	4,249	4,263	4,324	4,378

Medium (Best Fit) Projections Model

* Opt-in program influences the accuracy of the individual school projections at participating schools

Mill Hill Projections

2019	2020	2021	2022	2023	2024	2025	2026	2027
347	361	367	366	368	374	384	382	382
Elementary Projections								
4,185	4,175	4,190	4,163	4,209	4,249	4,263	4,324	4,378

2027-2028

Projection Increase in K-5
193 students

Increase in Elementary School
Site Utilization
193 K-5 Plus
172 Preschool *2019-2020 pre-enrolled

Total Projected **365 students** who will
need seats in the 11 elementary schools

Mill Hill Utilization

After Construction Capacity *According to Ed Spec	Current Enrollment Utilization 346 Students	2027-2028 Projected Utilization 382 *Before any redistricting
378	92%	100%+
441	78%	87%
504	69%	76%

2027-2028

504 at 85% capacity= 428 students 46 seats available

504 at 90% capacity= 453 students 71 seats available

441 at 85% capacity= 375 students 7 seats available

441 at 90% capacity= 396 students 14 seats available

Middle School Projections

Middle School Projected Enrollment

School	2017-18	2018-19	2019-20	2020-21	2021-22	2022-23	2023-24	2024-25	2025-26	2026-27	2027-28
Fairfield Woods	941	921	908	835	806	738	727	729	786	784	803
Roger Ludlowe	861	846	883	826	850	852	848	840	850	867	866
Tomlinson	656	657	648	622	601	596	577	578	549	557	562
District Total	2,458	2,424	2,439	2,283	2,257	2,186	2,154	2,147	2,185	2,208	2,231

Medium (Best Fit) projections model

Middle School Actual
Decline of 227 Students

Target Utilization for Secondary is 85%

2027-2028 Utilization

RLMS	866	830 current	Capacity 875	99%
FWMS	803	910 current	Capacity 840	96%
TMS	562	662 current	Capacity 700	80%

High School Projections

High School Projected Enrollment

School	2017-18	2018-19	2019-20	2020-21	2021-22	2022-23	2023-24	2024-25	2025-26	2026-27	2027-28
Fairfield Warde	1,507	1,455	1,425	1,456	1,420	1,433	1,386	1,304	1,285	1,233	1,212
Fairfield Ludlowe	1,523	1,485	1,442	1,498	1,470	1,466	1,474	1,408	1,396	1,367	1,377
Alternative Ed.	31	31	31	31	31	31	31	31	31	31	31
District Total	3,061	2,971	2,898	2,985	2,921	2,930	2,891	2,743	2,712	2,631	2,620

Medium (Best Fit) projections model

* Assumes that Alternative High School enrollment remains the same as 2017-18 levels over the next ten years

2027-2028 Utilization

FWHS	1,212	1,485 current	Capacity 1,400	87%
FLHS	1,377	1,528 current	Capacity 1,525	90%
WFC	31	32 current		

S u p e r i n t e n d e n t M e m o r a n d u m

To: RTM Moderator, Mr. Phil Pires
From: Dr. Toni Jones
Date: May 29, 2019
Re: Mill Hill Project – Response to RTM Questions

RTM Member Statement: On Friday, May 24, 2019 Dr. Jones sent an email to the Mill Hill (MH) community stating that if the MH project was not approved at a 504 level that MH families are more likely to be redistricted out of MH for a reason not stated in the letter. Is it to make room for families from other Fairfield elementary schools? And where would MH families be moved? I would like to request the following information be provided to the full RTM before the BOF hears the items so that this Body can be fully informed as the project moves through the funding process:

1. Where is this redistricting plan Dr. Jones references, I was unable to find it online.
Please see the attached letter to Mill Hill Families, sent on 5/24/2019 (as referenced above).

Please click [here](#) for the redistricting plans dated 2/11/2016: 'Conceptual Redistricting Options for Racial Balance Plan,' and go to page 24. This page highlights the only option that removes all portables, solves overcrowding and balances the district. The option requires comprehensive redistricting and requires Both Mill Hill and Holland Hill construction projects to have a 504 capacity to make this plan work.

Milone and MacBroom will be working again in 2019-2020 to update the plans according to the new pressures on the east side of the district with Preschool seats now required in our K-5 buildings.

Riverfield is not the same option for Sherman that it was during 2016 as it is running higher enrollment than projected (over by 36 students this year).

2027-2028 projections show Riverfield at 482 students. There is also a unique program now based at Riverfield which means the current capacity for K-5 classrooms is 483 because one classroom is utilized for special education programming. Riverfield will be just like Sherman by 2027 with more than 100% utilization.

2. Please provide a copy of said plan that moves MH families.
Page 25 of the 2016 plan (same link as in Question 1) does not show Mill Hill families moving. This is one reason the 504 is so important. Mill Hill is supposed to be absorbing 78 students from Riverfield. If the building is built for 441, those seats are no longer available. A 441 only provides 14 seats to stay at 90% utilization, whereas a 504 allows 71 seats available (move from Riverfield) to be at 90% utilization. There is no other option than to also move Mill Hill up to Dwight (or possibly Riverfield) to

free up space for the Post Road overcrowding. Most likely it would be Dwight because Riverfield has many students who are walkers and Mill Hill's students are mostly bus riders. FPS can't bus Post Road students past Mill Hill and up to another school given the length of the bus ride. Once the district knows the size of Mill Hill, the demographers will update the planning again.

3. In looking at the enrollment projections all families will continue to fit in MH even at a 441 capacity, why is there a "threat" of redistricting MH families if we are at 441 and not 504, again where is the plan that says MH families would have to move and where would we move to?

Please see answer to Question #2. It's not just about Mill Hill. The district must look at all 11 schools and consider how to balance the district without having children on a bus for an hour.

Buildings should not operate at 100% capacity, if they do, the district risks a return to trailers for needed classroom space. The building utilization should be at 90% to allow for unforeseen spikes in enrollment, unforeseen maintenance issues at other schools, unforeseen program needs (like our Preschool current need), and to allow unique special education program expansion, to keep children enrolled in the district and avoid outplacement tuition. If the building is full, the only way to move students into the building is to move some Mill Hill families out. If that has to happen, it would be important to keep students in the same feeder pattern; Sherman, Riverfield, Dwight and Mill Hill are all located on the west side of town and have the same feeder pattern.

4. I thought in the recent past BOE members said that "the BOE can't redistrict unless they build MH to a 504". I believe that was a result of a plan put forward by the consultant hired by the BOE, please provide a copy of that plan.

Please see Question #1. If the district does not have a 504 building at Mill Hill it will cause more disruption for families.

Attachment

TJ:mb

May 24, 2019

FAIRFIELD PUBLIC SCHOOLS

Superintendent Note

Dear Mill Hill Families,

I would like to update you on the renovation and expansion project as a result of the Board of Selectmen meeting this past Wednesday evening. As many of you know, the Board of Education has voted and advocated for a Mill Hill building capacity of 504 students. The Board of Selectmen passed a modified building size this week of 441 capacity. The project next heads to the BOF on June 4, with final confirmation by the RTM, date TBD. The BoE remains steadfast that building a 504 student school is best for FPS.

It is important to have factual information on which to form your opinion, should you wish to advocate for the Mill Hill project. The Board of Finance will be voting on the issue June 4th, and I encourage you to let your thoughts be known so that your elected officials hear from you, whatever your opinion.

1. Mill Hill is projected to rise in enrollment again, and reach 382 students by 2027, just five years after the building opens.
2. Elementary buildings are targeted to be no more than 90% capacity, in order to absorb and accommodate unforeseen events such as whole classroom relocation. This year, moisture issues at 2 schools forced classrooms to be moved entirely while clean-up took place over several months. District space is crucial to remaining trailer-free. Three nearby districts in Fairfield County relocated entire elementary schools due to unforeseen circumstances.
3. A building of 441 with 90% capacity leaves Mill Hill with 14 seats available before the building is at 90%.
4. A building of 504 leaves 71 seats available before the building is at 90%.
5. Mill Hill has required trailers for many years, and the construction project will eliminate all of them. Once eliminated, a 504 building will add 6 permanent classrooms, in actuality, only 1 more classroom than Mill Hill has functioned with for years. Permanent space attached to the building enhances safety for our children. It was only 9 years ago in 2010 when Mill Hill had 465 students in the building and enrollment is again starting to rise. A 441 will only add 3 classrooms, which is actually less than Mill Hill has now with trailers.

6. FPS is struggling with space around the district, and especially on the lower side of the district. Should the BOE need to find additional space, redistricting may be more impactful to Mill Hill families, due to having 3 fewer classrooms (given a 441 scenario). This statement is not intended to alarm, but presents the reality that some students may be moved to Dwight in a full-scale district movement to find space. Expansion plans were prepared years ago for a 504 and are still supported by the BOE and by consultant demographers who have studied the issue.
7. FPS is also struggling with rapidly increasing Preschool enrollment which is putting pressure on available seats district-wide. Preschool is required by federal law. Enrollment has grown from 75 students to 172 students over the past ten years. With current enrollment, the ECC site at Warde is over capacity, and the ECC program now has expanded space in Stratfield Elementary School. Next year, the ECC program will occupy 4 classrooms at Stratfield. More expansion is expected with increased enrollment, and in addition, all 11 elementary schools are projected to have increased by 193 students in 2027-2028. K-5 space will be at a premium.
8. The CT State Data Center shows that between 2015-2040, the Town of Fairfield is expected to see a population increase of 13.13%, the second-highest pace of any Fairfield County town.
9. The University of Connecticut forecast suggests that Fairfield will see an explosion in youth population - including a 92.56% rise in children age 0-4 by 2040. Next year is 2020, it's not that far away. This project is a 50-year project, and looking at a 10 year enrollment projection just scratches the surface.
10. Whether Mill Hill is a 441 or 504, an increase in bus traffic is not expected. Mill Hill currently has 8 buses, and in 2010 when Mill Hill housed 465 students, we still had 8 buses. Right now, most of the buses run only 1/3 to 1/2 full.
11. The difference between a 441 and 504 is anticipated to be approximately 6-10 cars during drop off and pick up, and the traffic lanes are being redesigned which will greatly enhance the traffic flow.

Please don't hesitate to ask questions, and I encourage you to get engaged in this project vote because it has long-term implications for Mill Hill.

Have a restful Memorial Day weekend as we pause to say thank you for the many women and men who have served valiantly and lost their lives for our freedom.



Dr. Toni Jones
Superintendent of Schools
Fairfield Public Schools



District By-Grade Projections

Fairfield Public Schools Enrollment Projections by Grade: 2018-19 to 2027-28

School Year	Birth Yr	Births	K	1	2	3	4	5	6	7	8	9	10	11	12	PK	PK-12	K-5	6-8	9-12
2018-19	2013	504	655	661	689	713	720	781	752	891	781	726	744	721	780	197	9,811	4,219	2,424	2,971
2019-20	2014	567	691	677	673	706	714	724	790	754	895	720	709	744	725	197	9,719	4,185	2,439	2,898
2020-21	2015	511	658	714	689	689	707	718	733	792	758	825	703	709	748	197	9,640	4,175	2,283	2,985
2021-22	2016	542	676	680	727	706	690	711	727	734	796	699	806	703	713	197	9,565	4,190	2,257	2,921
2022-23	2017	483	628	699	692	744	707	693	720	728	738	734	683	806	707	197	9,476	4,163	2,186	2,930
2023-24	2018	560	683	649	712	709	745	711	701	721	732	680	717	683	811	197	9,451	4,209	2,154	2,891
2024-25	2019	569	694	706	661	729	710	749	720	702	725	675	664	717	687	197	9,336	4,249	2,147	2,743
2025-26	2020	578	705	718	719	677	730	714	758	721	706	668	659	664	721	197	9,357	4,263	2,185	2,712
2026-27	2021	587	716	729	731	736	678	734	723	760	725	651	653	659	668	197	9,360	4,324	2,208	2,631
2027-28	2022	598	729	740	742	749	737	681	743	724	764	668	636	653	663	197	9,426	4,378	2,231	2,620

Based on known birth data

Based on preliminary birth data

Based on projected births

Medium Projections Model

Elementary Utilization
Number of Classrooms Available for a K-5 Classroom in an Elementary School
504 Building= 24 K-5 Classrooms with 21 students in each room

School	Year Built	Building Capacity	Program Capacity	2019-2020
Burr	2004	504	470	-2 classrooms for CLC
Dwight	1962	378	365	-1 classroom for CLC
Holland Hill	1956	504	504	
Jennings	1967	378	365	-1 classroom for CLC
McKinley	2003	504	504	(EL Population)
Mill Hill	1955	273	273	*with no trailers!
North Stratfield	1961	504	504	
Osborn Hill	1958	504	478	-2 classrooms for CLC
Riverfield	1959	504	483	-1 classroom for CLC-S
Sherman	1963	462	462	
Stratfield	1929	504	420	-4 ECC PK classrooms

**School Building Capacities
2019-2020**

School	Year Built	Year Up Dated	Building Capacity ¹	Program Capacity ¹	Relocatables	Relocatable Sq. Footage	Facility Gross Sq. Footage	Site Acreage	Sq. Footage Increases 2009-2019
Burr Elem. School	2004	N/A	504	470 ²	0	0	70,794	17.44	
Timothy Dwight Elem. School	1962	1960's, 2000	378	365	0	0	41,000	31.13	
Holland Hill Elem. School	1956	1978, 2001, 2018 ⁴	504	504	0	0	55,883	12.50	12,015
Jennings Elem. School	1967	2000, 2002	378	365	1	800	46,100	7.03	
McKinley Elem. School	2003	N/A	504	504	0	0	73,425	13.54	
Mill Hill Elem. School	1955	1978, 1991, 2000	273	273	5	4,431	47,660	9.70	
North Stratfield Elem. School	1961	1996, 2000	504	504	0	0	61,110	9.60	
Osborn Hill Elem. School	1958	1969, 1981, 1997, 2000, 2009	504	478	0	0	54,876	10.77	
Riverfield Elem. School	1959	1971, 2000, 2015	504	483 ²	0	0	59,474	30.00	15,410
Roger Sherman Elem. School	1963	1977, 2001, 2009, 2012	462	462	1	800	49,396	9.70	1,785
Stratfield Elem. School	1929	1948, 1972, 2010, 2011	504	420 ²	0		64,725	6.76	15,368
Fairfield Woods Middle School	1954	1961, 1972, 1995, 2011	840		0	0	176,573	15.53	50,337
Roger Ludlowe Middle School	2003	N/A	875		0	0	200,450	19.00	
Tomlinson Middle School	1917	1942, 1958, 1976, 2006	700		0	0	167,000	10.78	
Fairfield Ludlowe High School	1950	1963, 1972, 1995, 2005, 2015	1525		0	0	307,071	23.00	12,002
Fairfield Warde High School	1955	2003, 2006	1400		0	0	317,827	39.70	
ECC	2003	N/A	84		0	0	12,573	³	
Alternative High School	Lease	2007	75		0	0	22,188	Leased Property	
Maintenance Department	Lease	2003	20		0	0	6,120	Leased Property	
Central Office	2002	N/A	75		0	0	21,500	Leased Property	
Transportation	1970	2009	4		1	840	840		
Total			10,617	4,828	8	6,871	1,856,585	266.2	106,917

¹ Building Capacity information provided by Milone and MacBroom.

² Program Capacity includes, CLCS, CLC and PK.

³ Included in FWHS Site.

⁴ Holland Hill under construction